


HYPER PFNA MARC 2

3rd Generation Proximal Femoral Nail Antegrade




ISO 13485

www.sorathortho.co.in



Interlocking Connecting Screw allows for creation of a fixed angle device or facilitates postoperative sliding



130° CCD angle
It provides more options for different anatomy.
7° Medial-lateral angle
It allows insertion at the tip of great trochanter and fits to the anatomy.
Major Dia 15.00 mm
in combination of Integrated Interlocking Lag and Compression Screws

Small proximal diameter preserves the gluteus medius tendon and the lateral wall of the greater trochanter

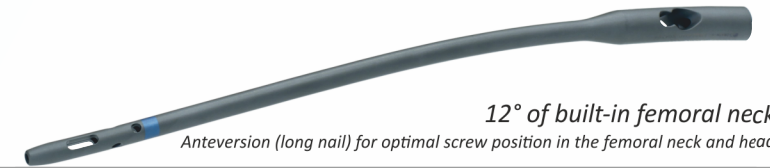
7° lateral offset for minimally invasive trochanteric entry

Integrated Interlocking Compression Blade and Compression Screw for superior stability and linear compression

Distal locking slot allows static or dynamic locking using standard 4.0 & 5.0mm Interlocking screw.



Simplified Cylindrical Proximal end
made easy to insert using circular anterior posterior motion



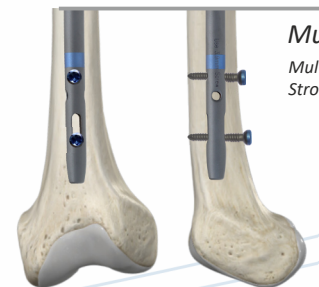
11% Slimmer
Compared to 1st Generation PFNA2 design



Slimmest Nail ever
Having an unique material solution (T23), made our Hyper PFNA Mk2 slimmest nail ever.
As some PFN are comes with Proximal Dial 17.0 or higher.
We introduced Hyper PFNA Mk2 with Proximal Dia. of 15.8 mm.
Reducing nail proximal diameter without any compromises with Stability, Safety and comfort of use.



Versatility
To treat hip fracture in young patients with good bone stock or patients with narrow femoral canals



Multiple Locking Options
Multiple locking, enhanced stability
Stronger anti-rotation stability

3IN SYSTEM



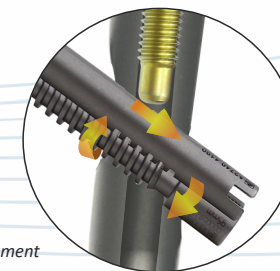
Dual Integrated Screw Fixation
Combines compression and rotational stability for challenging fracture patterns.



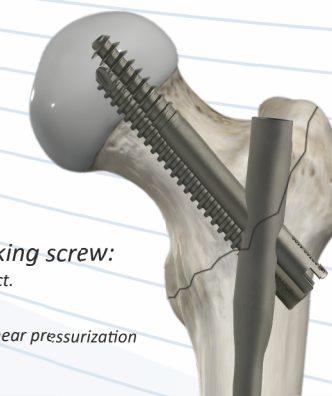
Single Lag Screw Fixation
Ensures dynamic compression for transverse or oblique fractures.



Helical Blade Fixation
Provides Rotational Stability for Complex fracture



Control rotation during reduction
A worm gear mechanism converts rotation to active compression while stabilizing the medial fragment



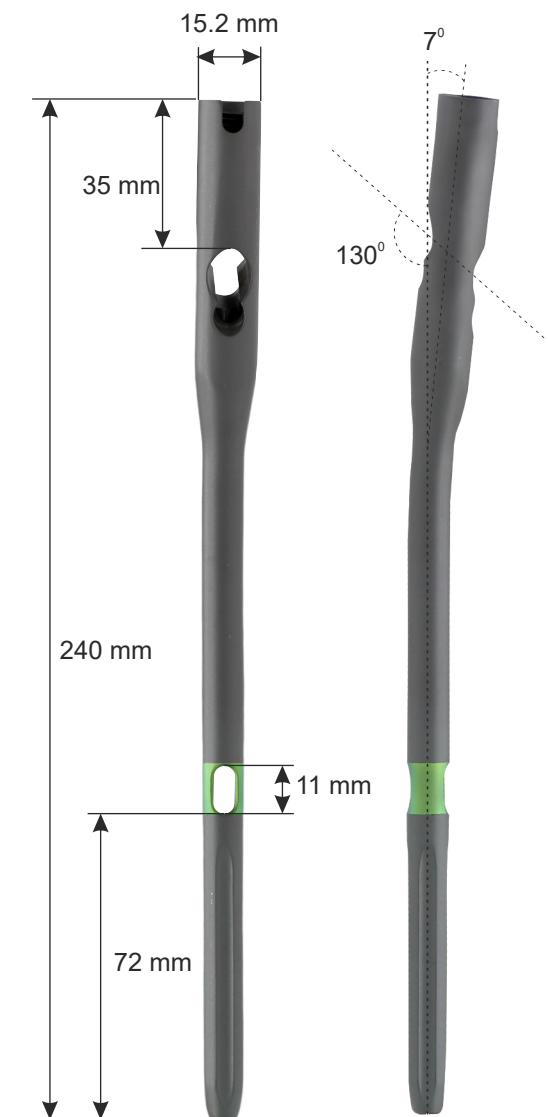
Unique combined compression locking screw:
continuous pressurization to element the "Z" effect.
Gear Structure :
controllable rotation during reduction provides linear pressurization



Eliminate medial migration
The head of the compression screw pushes medially against the nail and unloads stress forces of the lateral wall.



End Cap for Nail
There are three different sizes of end caps for the Hyper PFNA Mk2 to adjust the proximal length of the nail, which helps user to get perfect entry of PFNA Blade into the Femur Neck. It also prevents soft tissue ingrowth into the implant and makes removal easier.




Hyper PFNA Marc 2

Short (180, 200 & 240 mm)

- 9 mm E18704180 to E18704240 (Ti) E18701180 to E18701240 (SS)
- 10 mm E18804180 to E18804240 (Ti) E18801180 to E18801240 (SS)
- 11 mm E18904180 to E18904240 (Ti) E18901180 to E18901240 (SS)
- 12 mm E19004180 to E19004240 (Ti) E19001180 to E19001240 (SS)

Long (340 - 440 mm) (20 mm variation in size)

- 9 mm E19224340 to E19224440 (Ti) (R) E19221340 to E19221440 (SS) (R)
- 10 mm E19324340 to E19324440 (Ti) (R) E19321340 to E19321440 (SS) (R)
- 11 mm E19424340 to E19424440 (Ti) (R) E19421340 to E19421440 (SS) (R)
- 12 mm E19524340 to E19524440 (Ti) (R) E19521340 to E19521440 (SS) (R)
- 9 mm E19214340 to E19214440 (Ti) (L) E19211340 to E19211440 (SS) (L)
- 10 mm E19314340 to E19314440 (Ti) (L) E19311340 to E19311440 (SS) (L)
- 11 mm E19414340 to E19414440 (Ti) (L) E19411340 to E19411440 (SS) (L)
- 12 mm E19514340 to E19514440 (Ti) (L) E19511340 to E19511440 (SS) (L)




Compression Blade for Hyper PFNA Marc 2

- 55 - 110 mm (5 mm Variation in size)
A27404055 to A27404110 (Ti) A27401055 to A27401110 (SS)




Compression Screw for Hyper PFNA Marc 2

- 50 - 105 mm (5 mm Variation in size)
A27304050 to A27304105 (Ti) A27301050 to A27301105 (SS)



Lag Screw for Hyper PFNA

- 65 - 115 mm (5 mm Variation in size)
A01204065 to A01204115 (Ti) A01201065 to A01201115 (SS)



Blade for Hyper PFNA

- 65 - 115 mm (5 mm Variation in size)
A02004065 to A02004115 (Ti) A02001065 to A02001115 (SS)



Interlocking Bone Screw Dia. 4.0 mm

- 26 - 50 mm (2 mm Variation in size), 55 - 60 mm (5 mm Variation in size)
A20904026 to A20904060 (Ti) A20901026 to A20901060 (SS)



Interlocking Bone Screw Dia. 5.0 mm

- 28 - 50 mm (2 mm Variation in size), 55 - 80 mm (5 mm Variation in size)
A21004028 to A21004080 (Ti) A21001028 to A21001080 (SS)



End Cap for Hyper PFNA Marc 2

- 00 - 15 mm (5 mm Variation in size)
E19904000 to E19904015 (Ti) E19901000 to E19901015 (SS)



Interlocking Connecting Screw for Hyper PFNA Marc 2

- 19 mm
A31404001 (Ti) A31401001 (SS)

* Hyper, Sorath, Lexa, Spyrox and Sigma are trademarks or registered trademarks of SIGMA SURGICAL PVT. LTD. in INDIA, the USA and other Countries.

* The information in the Catalogue is valid as of December 2023 Designs and specifications are subject to be changed without notice

* Product shown in Catalogue may differ from actual products.

* Sigma Surgical is not responsible for differences between the information in the Catalogue and the actual implants.

Manufacturing Facility :

SIGMA SURGICAL PRIVATE LIMITED

Survey no:1636/1,Opp. Bharat petrol pump,
Indore highway, Village-Kuha,
Taluka-Daskroi, Ahmedabad-382433.
Gujarat, India. 📍: 22.99946, 72.78633

Customer care :

+91-7575011006 / +91-8866211414

www.sorathortho.com

info@sorathortho.com